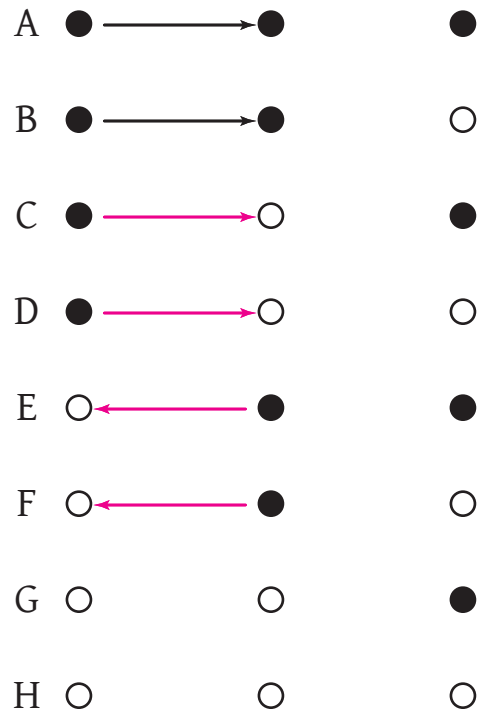


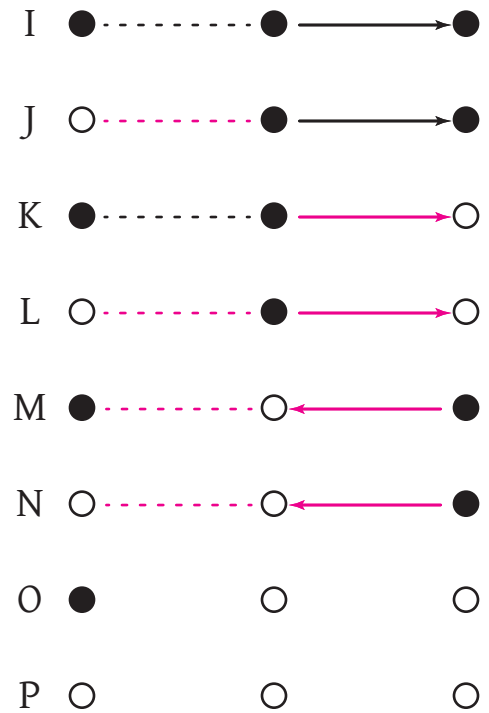
Projection Cases

2017-12-21

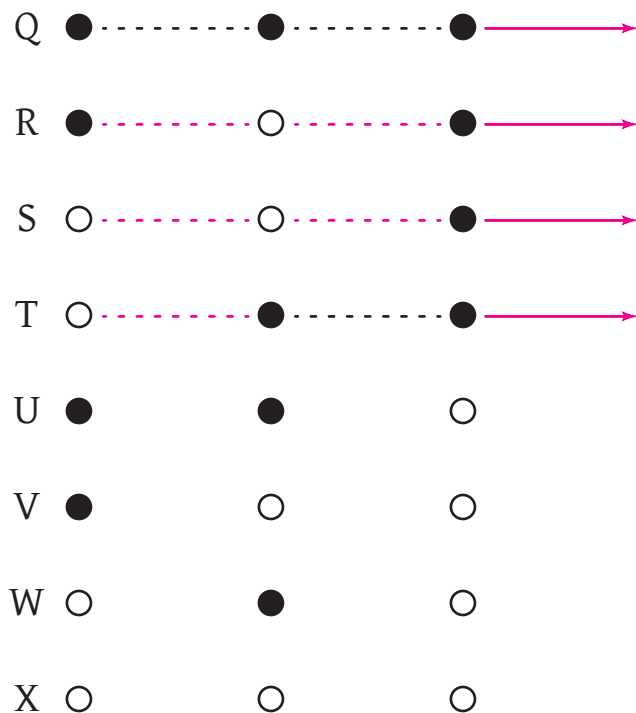
Segment A



Segment B



Segment C



Legend

- Point present
- Point not present
- > Azimuth along section line
- > Azimuth along cardinal direction
- True length of segment known
- Length of segment estimated

Count

PA	69,175	PI	65,438	PQ	309
PB	399	PJ	7	PU	4
PC	31	PK	354		
PD	230	PL	1		
PE	10	PM	3		
PF	4	PO	11		
PG	2	PP	13		
PH	12				
	69,863		65,827		313